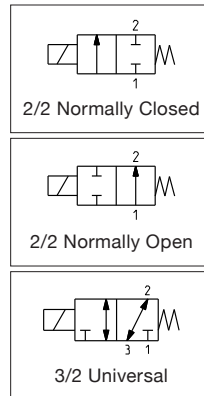
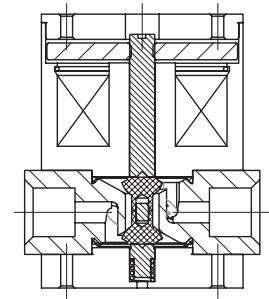


- PTFE isolation valves are designed for use with highly aggressive liquids
- The PTFE body and diaphragm isolates the internal solenoid components from the media resulting in a virtually impervious valve
- Excellent self-draining capability and easy-to-flush low-volume internal cavity
- Compact architecture make them ideal for analytical bench-top instrumentation
- Available in 2-Way normally closed, 2-Way normally open, and 3-Way universal; comes with #10-32, 1/4-28, or 1/8 NPSC in-line porting for exceptional versatility
- Meets all relevant CE directives
- Typical applications include:
 - Chromatography
 - Solvent Selection/Diversion
 - Sample Preparation
 - DNA Sequencing



Fluids*	Temperature Range	Seal Materials*
Aggressive liquids	0 °C to 25 °C (32 °F to 77 °F)	PTFE

* Ensure that the compatibility of the fluids in contact with the materials is verified



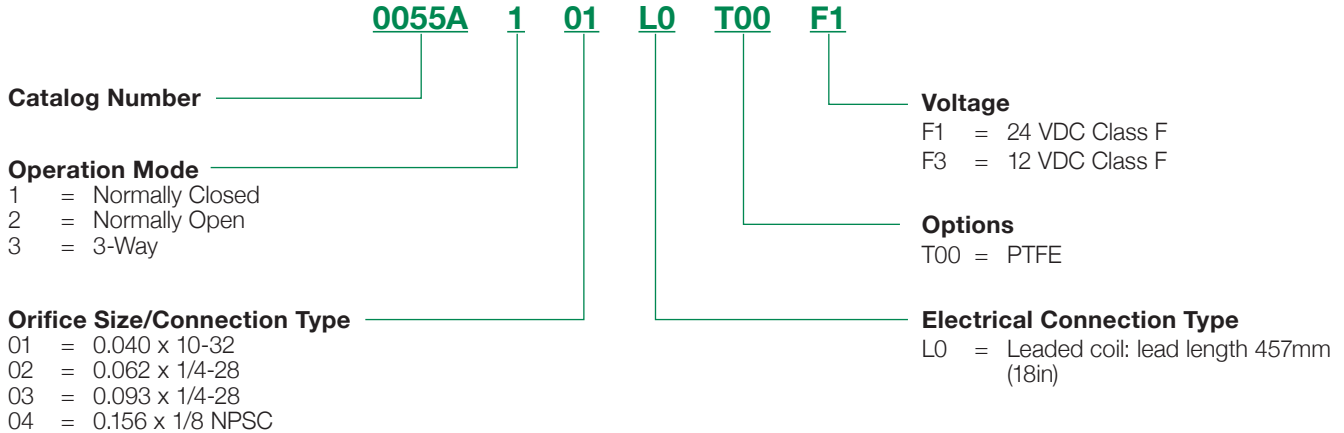
General Valve Information*	
Body	PTFE
Poppet	PTFE
Diaphragm	PTFE
Response Time	< 20ms
Internal Volume	As low as 18 µl

* Ensure that the compatibility of the fluids in contact with the materials is verified

Electrical Characteristics	
Coil Insulation Class	F
Connector	22 AWG or 24 AWG Lead wires, 457mm (18in) long, PTFE coated
Standard Voltages	12 VDC, 24 VDC
Power Consumption	1.0 to 7.2 Watts

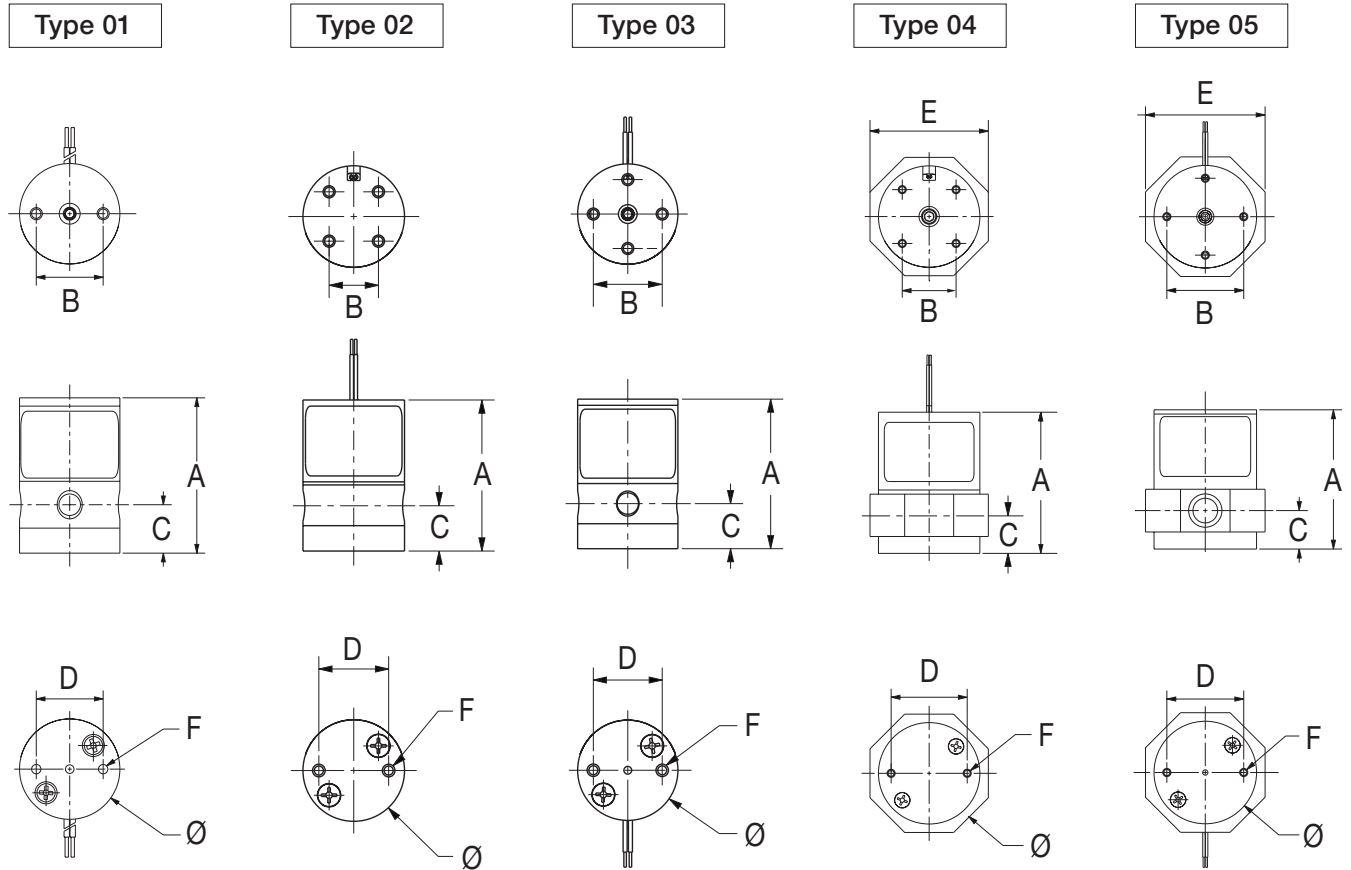
Specifications							
Connection	Orifice Size mm (inches)	Flow Coefficient		Pressure Differential bar (psi)		Power Coil (W)	Catalog Number
		Kv (m3/h)	Cv	min.	max. gas / liquids		
2/2 NC - Normally Closed							
#10-32	1.02 (0.040)	0.010	0.012	-0.9 (-13)	2.07 (30)	1	0055A101L0T00xx
1/4-28	1.57 (0.062)	0.023	0.027	-0.9 (-13)	2.07 (30)	1.5	0055A102L0T00xx
1/4-28	2.36 (0.093)	0.050	0.058	-0.9 (-13)	2.07 (30)	4.2	0055A103L0T00xx
1/8 NPSC	3.96 (0.156)	0.186	0.215	-0.9 (-13)	2.07 (30)	7.2	0055A104L0T00xx
2/2 NO - Normally Open							
#10-32	1.02 (0.040)	0.010	0.012	-0.9 (-13)	2.07 (30)	1	0055A201L0T00xx
1/4-28	1.57 (0.062)	0.025	0.029	-0.9 (-13)	2.07 (30)	1.5	0055A202L0T00xx
1/4-28	2.36 (0.093)	0.050	0.058	-0.9 (-13)	2.07 (30)	4.2	0055A203L0T00xx
1/8 NPSC	3.96 (0.156)	0.188	0.217	-0.9 (-13)	2.07 (30)	7.2	0055A204L0T00xx
3/2 U - Universal							
#10-32	1.02 (0.040)	0.009	0.011	-0.9 (-13)	2.07 (30)	1	0055A301L0T00xx
1/4-28	1.57 (0.062)	0.021	0.024	-0.9 (-13)	2.07 (30)	1.5	0055A302L0T00xx
1/4-28	2.36 (0.093)	0.033	0.039	-0.9 (-13)	2.07 (30)	4.2	0055A303L0T00xx
1/8 NPSC	3.96 (0.156)	0.167	0.193	-0.9 (-13)	2.07 (30)	7.2	0055A304L0T00xx

How to Order



Dimensions: mm (inches)

Dimensional Drawings



Configuration	Type	Catalog Number	Ø	A	B	C	D	E	F
2-Way NC	01	0055A101L0T00xx	19.05 (0.750)	29.34 (1.155)	12.70 (0.500)	9.220 (0.363)	12.70 (0.500)	-	#2-56
	02	0055A102L0T00xx	25.40 (1.000)	37.78 (1.488)	12.34 (0.486)	11.43 (0.450)	17.40 (0.687)	-	#4-40
	04	0055A103L0T00xx	31.75 (1.250)	47.32 (1.863)	22.45 (0.884)	12.70 (0.500)	22.45 (0.884)	38.10 (1.500)	
	04	0055A104L0T00xx	38.10 (1.500)	53.04 (2.088)	28.57 (1.125)	14.27 (0.562)	28.57 (1.125)	44.45 (1.750)	
2-Way NO	01	0055A201L0T00xx	19.05 (0.750)	29.54 (1.163)	12.70 (0.500)	9.220 (0.363)	12.70 (0.500)	-	#2-56
	02	0055A202L0T00xx	25.40 (1.000)	37.91 (1.493)	12.34 (0.486)	11.43 (0.450)	17.40 (0.687)	-	#4-40
	04	0055A203L0T00xx	31.75 (1.250)	46.06 (1.814)	22.45 (0.884)	12.70 (0.500)	22.45 (0.884)	38.10 (1.500)	
	04	0055A204L0T00xx	38.10 (1.500)	51.78 (2.039)	28.57 (1.125)	14.27 (0.562)	28.57 (1.125)	44.45 (1.750)	
3-Way	01	0055A301L0T00xx	19.05 (0.750)	29.49 (1.161)	12.70 (0.500)	9.220 (0.363)	12.70 (0.500)	-	#2-56
	03	0055A302L0T00xx	25.40 (1.000)	37.88 (1.492)	17.40 (0.687)	11.43 (0.450)	17.40 (0.687)	-	#4-40
	05	0055A303L0T00xx	31.75 (1.250)	46.06 (1.814)	22.45 (0.884)	12.70 (0.500)	22.45 (0.884)	38.10 (1.500)	
	05	0055A304L0T00xx	38.10 (1.500)	51.75 (2.038)	28.57 (1.125)	14.27 (0.562)	28.57 (1.125)	44.45 (1.750)	